

STAGE 1:

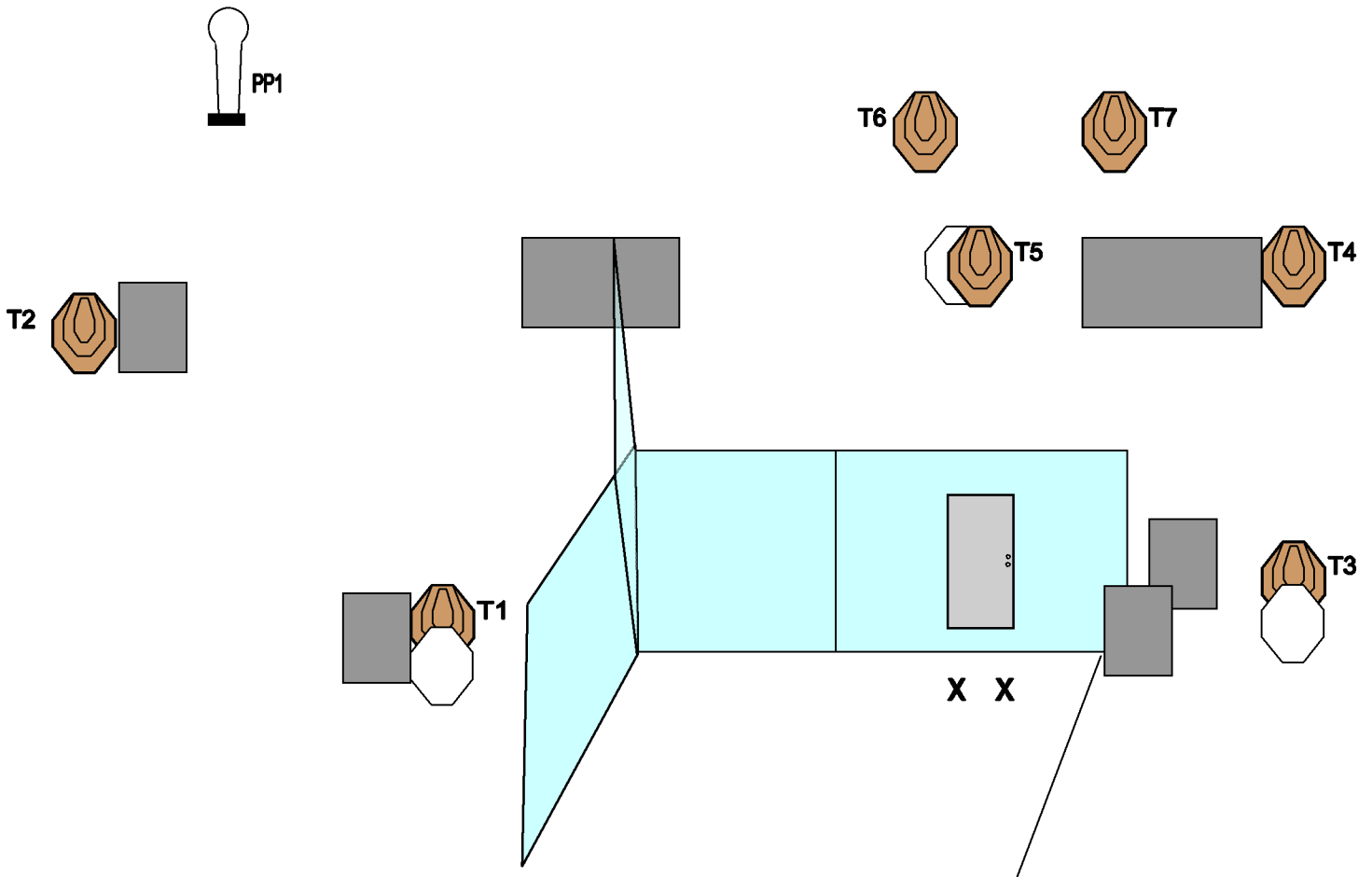
WHICH ONE WILL YOU GET?

COURSE TYPE:	Medium Course	MIN. NO. OF ROUNDS:	15 Rounds
SCORING METHOD:	Comstock	MAX. POINTS:	75 points
TARGETS:	7 IPSC targets, 1 popper	TIME START / STOP:	Audible signal/ On last Shot
		PENALTIES:	IPSC Handgun Rule Book

START POSITION: Standing relax on mark, gun loaded, and holstered.

STAGE PROCEDURE: On start signal, engage targets as seen within the confines of the fault line.

NOTE: Door will activate running target T5.



STAGE 2

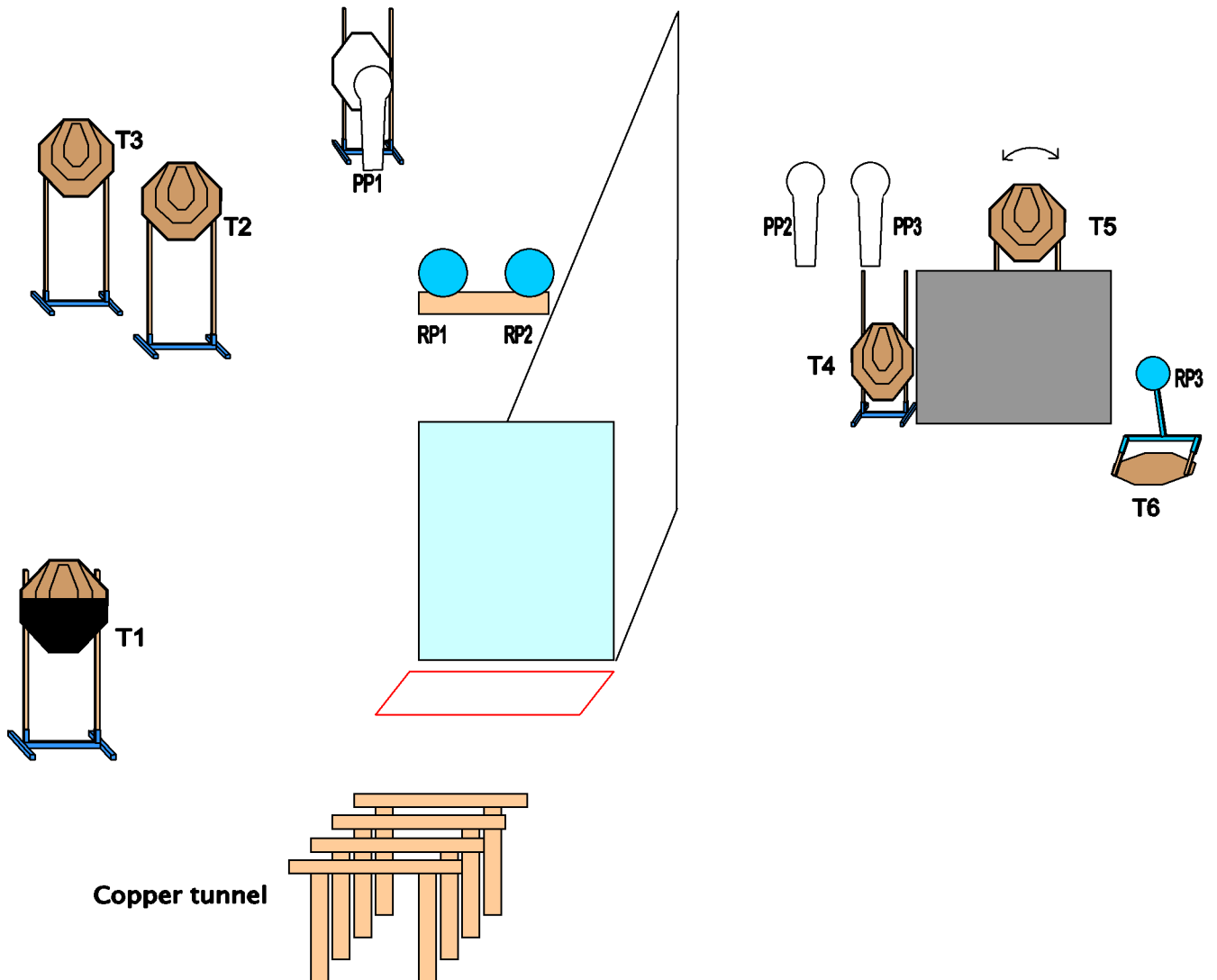
TUNNEL START

COURSE TYPE:	Medium Course	MIN. NO. OF ROUNDS:	18 Rounds
SCORING METHOD:	Comstock	MAX. POINTS:	90 points
TARGETS:	6 IPSC targets, 3 poppers, 3 Round Plates	TIME START / STOP:	Audible signal/ On last Shot
		PENALTIES:	IPSC Handgun Rule Book

START POSITION: Standing relaxed on marker. Gun loaded and holstered.

STAGE PROCEDURE: On start signal, engage targets as seen within the confines of the fault line.

NOTE: PP1 will activate swinging target T5.



STAGE 3:

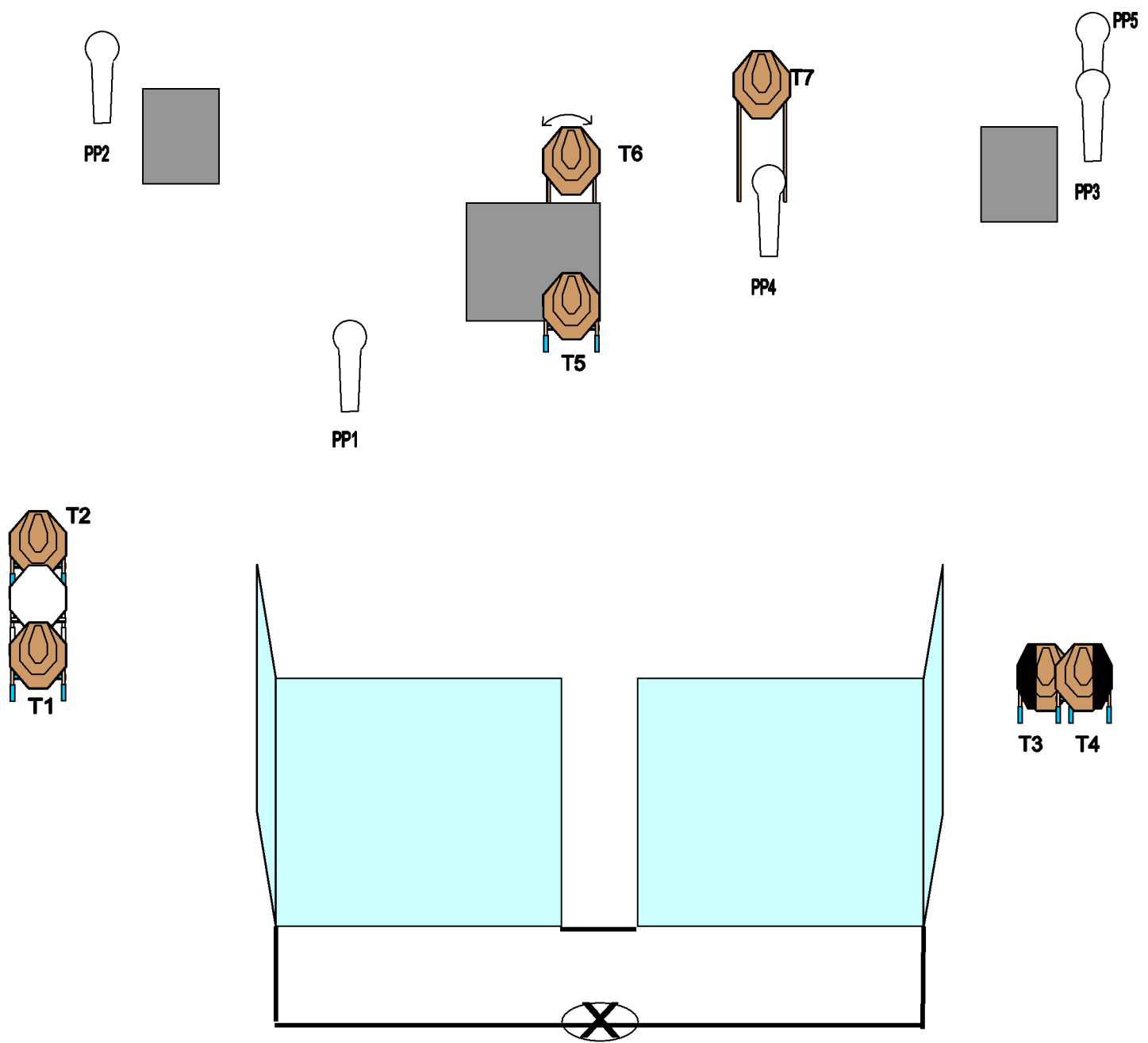
VERY SMALL POSSIBILITY

COURSE TYPE:	Long Course	MIN. NO. OF ROUNDS:	19 Rounds
SCORING METHOD:	Comstock	MAX. POINTS:	85 Points
TARGETS:	7 IPSC targets, 5 poppers	TIME START / STOP:	Audible signal/ On last Shot
		PENALTIES:	IPSC Handgun Rule Book

START POSITION: Standing relaxed anywhere within the confines of the fault line, gun loaded and holstered.

STAGE PROCEDURE: On start signal engage targets as seen within the confine s of the fault line. The swinger T6 invisible upon start and stays visible when stopped.

NOTE: PP4 will activate swinging target T6.



STAGE 4:

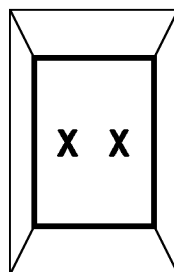
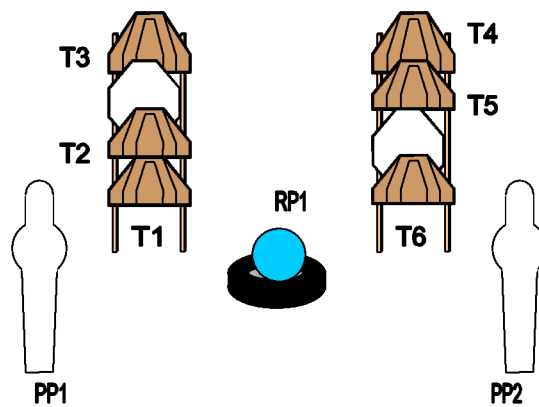
WHAT'S UP?

COURSE TYPE:	Short Course	MIN. NO. OF ROUNDS:	8 Rounds
SCORING METHOD:	Comstock	MAX. POINTS:	40 points
TARGETS:	6 IPSC targets, 2 poppers, 1 Round plate	TIME START / STOP:	Audible signal/ On last Shot
		PENALTIES:	IPSC Handgun Rule Book

START POSITION: Standing relaxed on marker, hands are hanging naturally. Gun is unloaded and holstered.

STAGE PROCEDURE: On start signal engage targets as seen while on top of the shooting platform.

NOTE: Shooting platform is chain suspended.



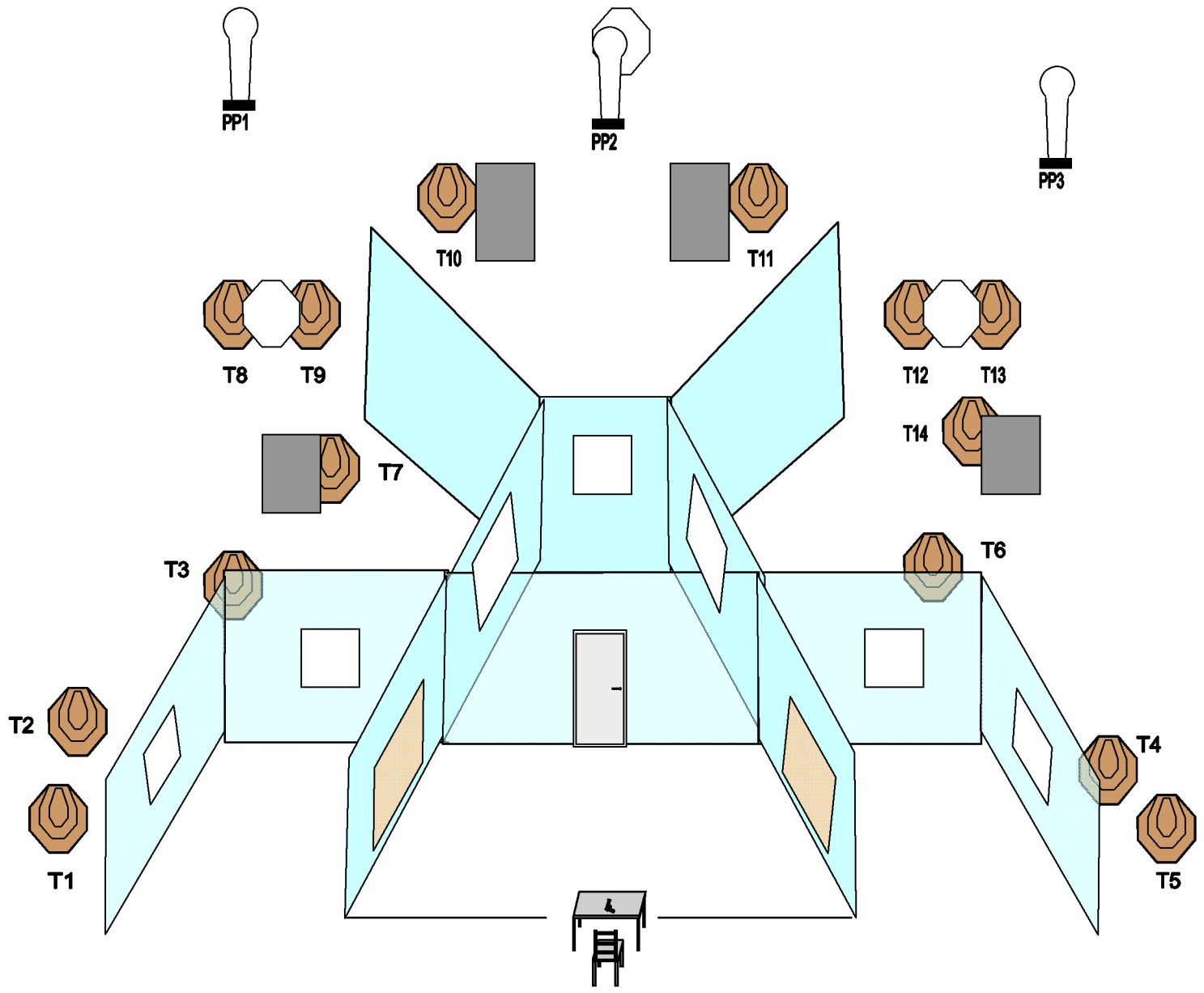
STAGE 5:

LOOKING FOR A SOLUTION

COURSE TYPE:	Long Course	MIN. NO. OF ROUNDS:	31 Rounds
SCORING METHOD:	Comstock	MAX. POINTS:	155 Points
TARGETS:	14 IPSC targets, 3 poppers	TIME START / STOP:	Audible signal/ On last Shot
		PENALTIES:	IPSC Handgun Rule Book

START POSITION: Seated, hands on lap facing up range. Gun on top of the table loaded.

STAGE PROCEDURE: On start signal engage targets as seen within the confines of the fault line.



STAGE 6:

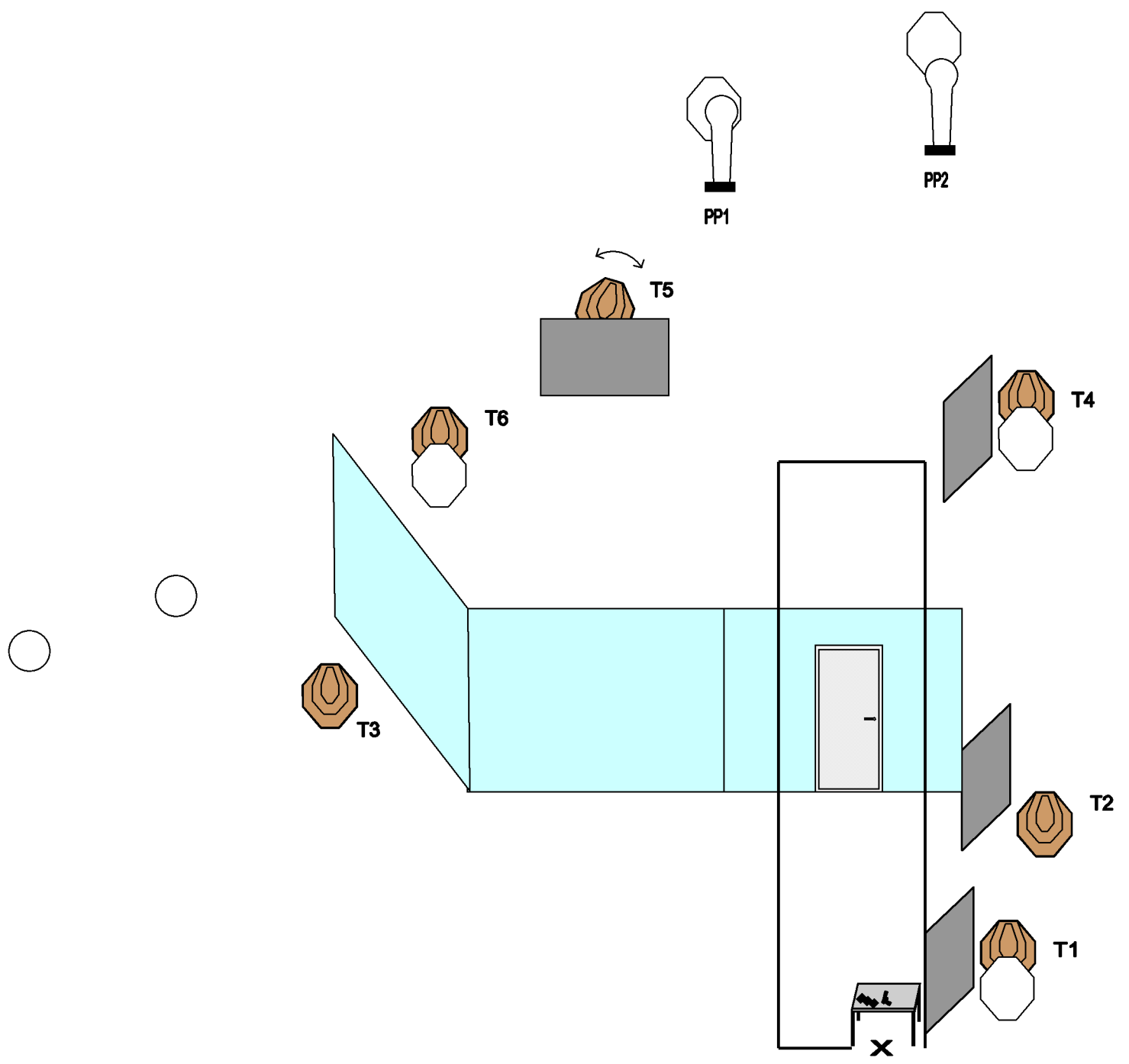
MOVING FORWARD

COURSE TYPE:	Medium Course	MIN. NO. OF ROUNDS:	16 Rounds
SCORING METHOD:	Comstock	MAX. POINTS:	80 points
TARGETS:	6 IPSC targets, 2 poppers	TIME START / STOP:	Audible signal/ On last Shot
		PENALTIES:	IPSC Handgun Rule Book

START POSITION: Standing relaxed on marker. Gun on top of the table unloaded, all magazines on top of the table.

STAGE PROCEDURE: On start signal engage targets as seen within the confines of the fault line.

NOTE: PP2 will activate swinging target T5.



STAGE 7:

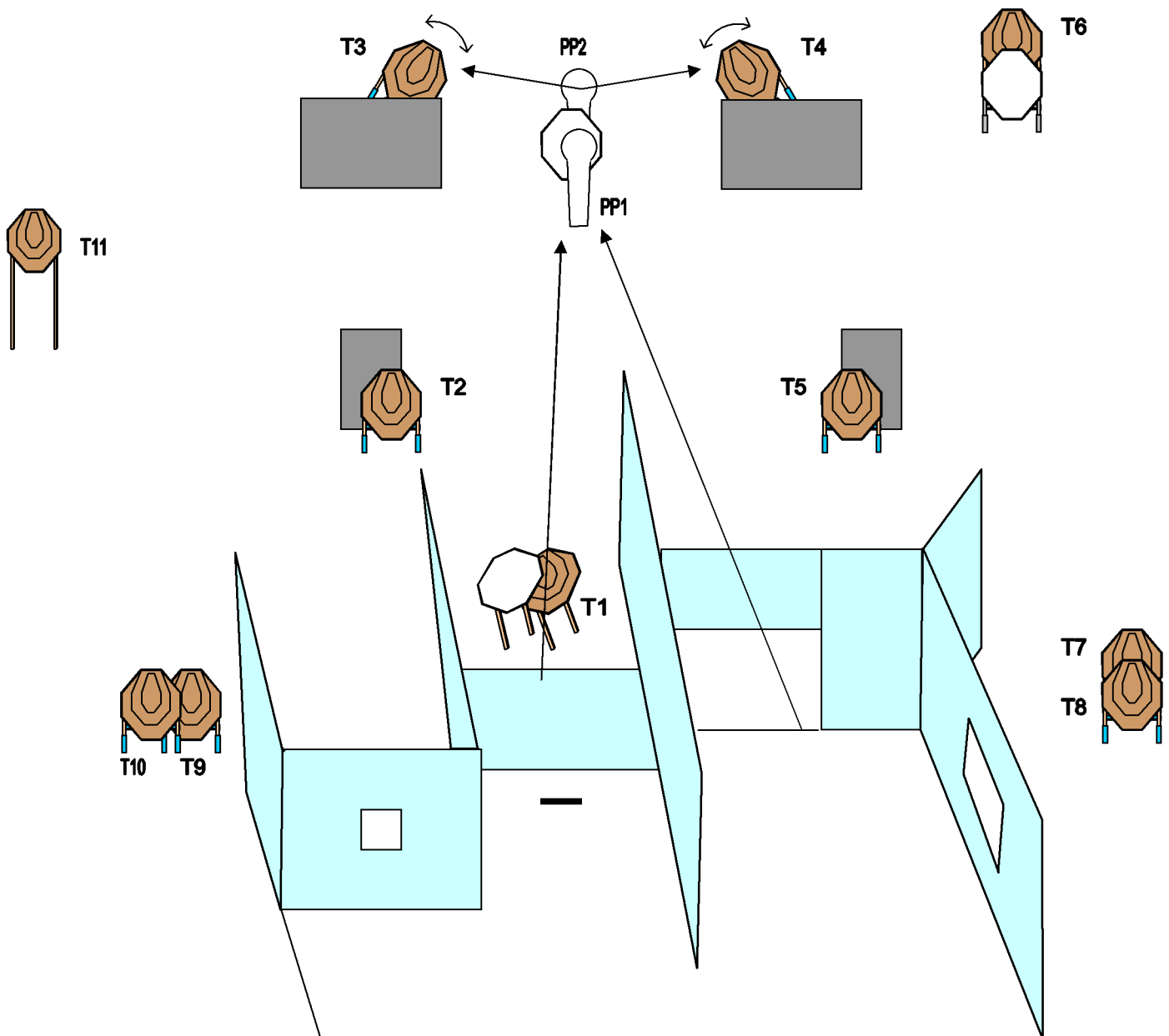
NOT YET FINAL

COURSE TYPE:	Long Course	MIN. NO. OF ROUNDS:	24 Rounds
SCORING METHOD:	Comstock	MAX. POINTS:	120 Points
TARGETS:	11 IPSC targets, 2 poppers	TIME START / STOP:	Audible signal/ On last Shot
		PENALTIES:	IPSC Handgun Rule Book

START POSITION: Standing relaxed on marker. Gun loaded and holstered.

STAGE PROCEDURE: On start signal engage targets as seen within the confines of the fault line. The swinging targets T3 & T4 are invisible upon start and stay visible when stopped

NOTE: PP2 activates swinging targets T3 & T4.



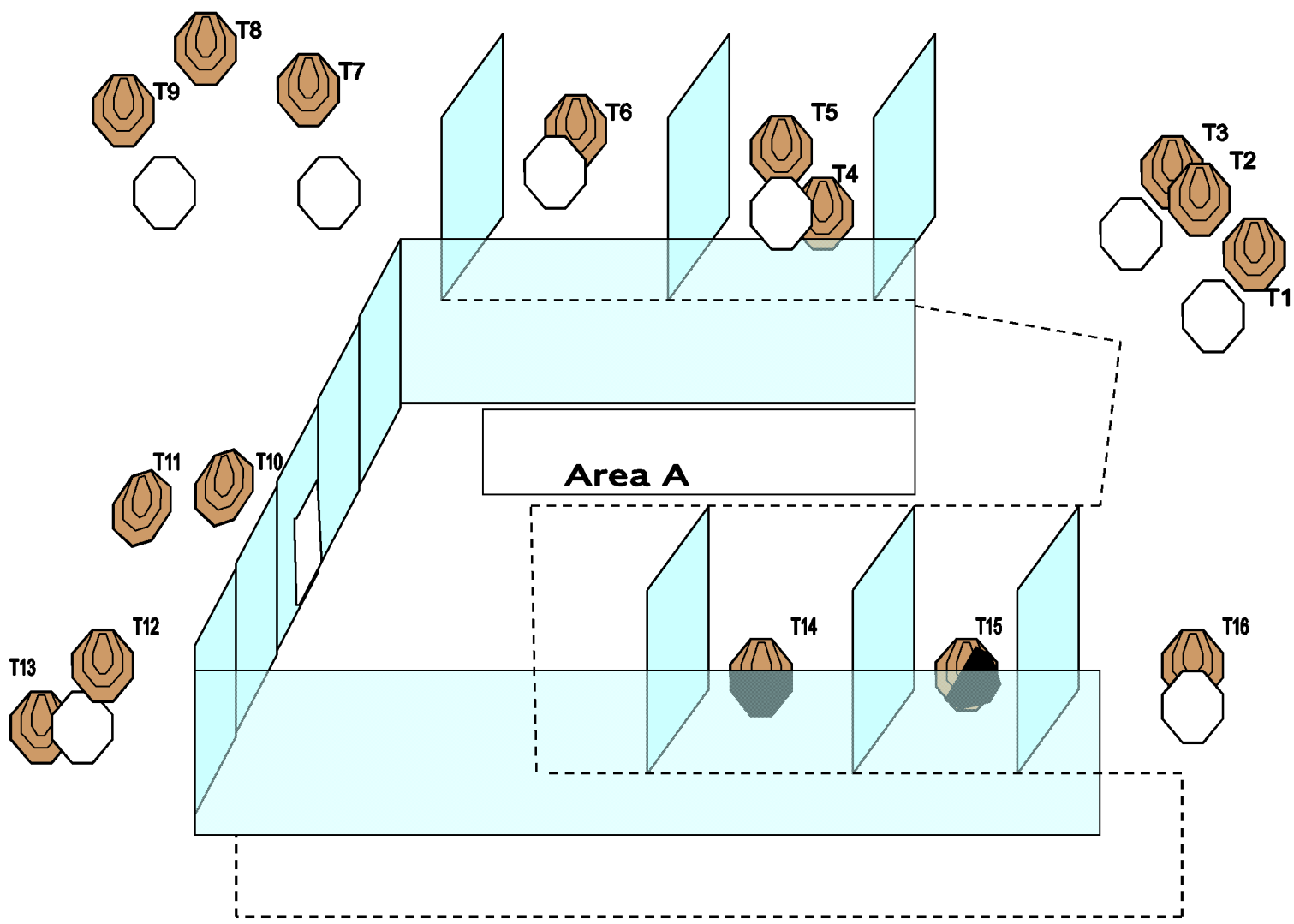
STAGE 8:

THE DEAN'S CORNER

COURSE TYPE:	Long Course	MIN. NO. OF ROUNDS:	32 Rounds
SCORING METHOD:	Comstock	MAX. POINTS:	160 Points
TARGETS:	16 IPSC targets	TIME START / STOP:	Audible signal/ On last Shot
		PENALTIES:	IPSC Handgun Rule Book

START POSITION: Standing erect on Area A facing downrange, hands hanging naturally. Gun loaded and holstered.

STAGE PROCEDURE: On start signal engage targets as seen within the confines of the fault line.



STAGE 9:

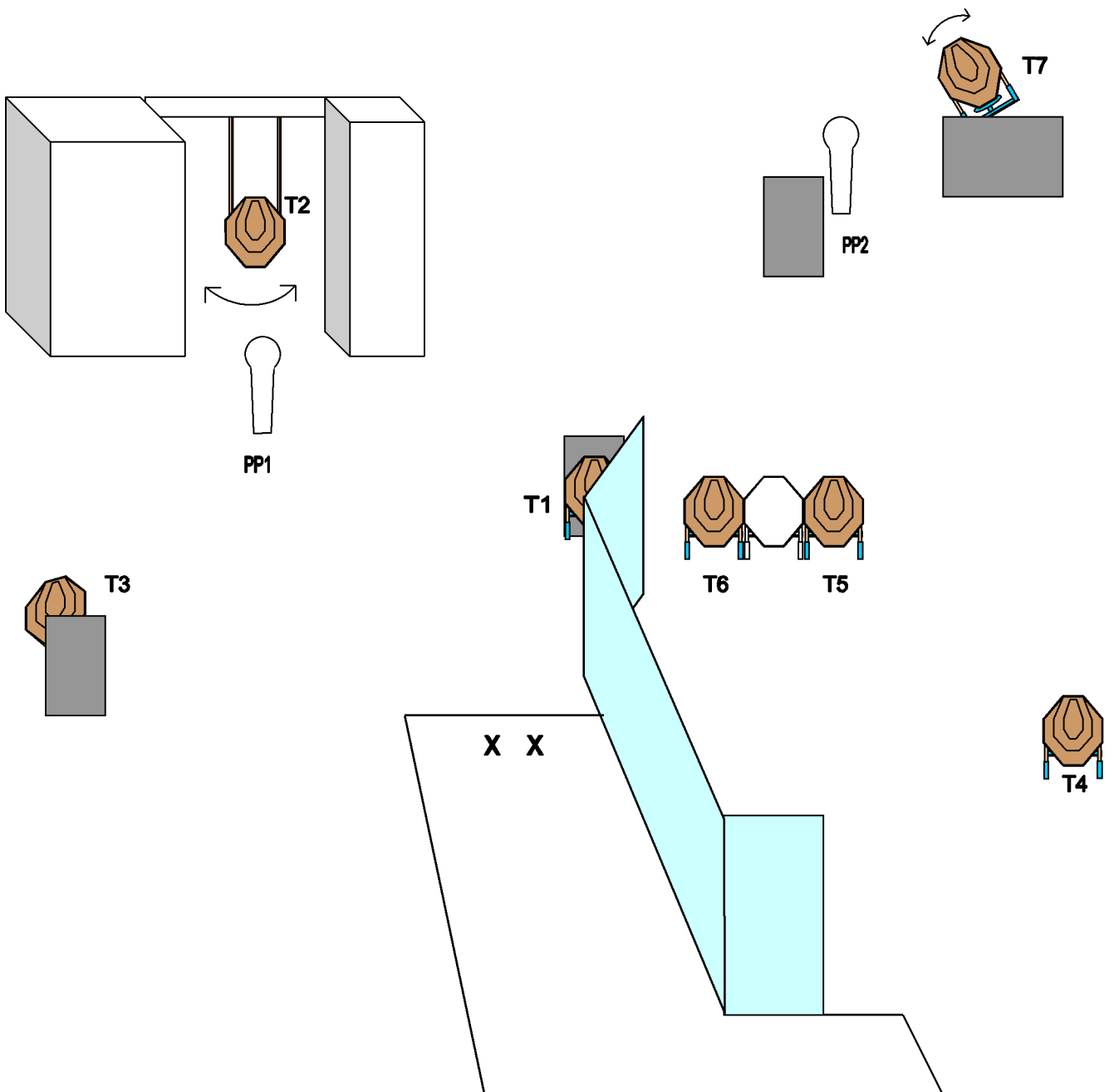
BACK-TO-BACK

COURSE TYPE:	Medium Course	MIN. NO. OF ROUNDS:	16 Rounds
SCORING METHOD:	Comstock	MAX. POINTS:	80 Points
TARGETS:	7 IPSC targets, 2 Poppers,	TIME START / STOP:	Audible signal/ On last Shot
		PENALTIES:	IPSC Handgun Rule Book

START POSITION: Standing on marker, facing downrange, hands are above respective shoulders. Gun loaded and holstered.

STAGE PROCEDURE: On start signal engage targets as seen within the confines of the fault line.

NOTE: PP1 will activate swinging targets T2; PP2 will activate swinging target T7.



STAGE 10:

THEY MAYBE OFF

COURSE TYPE:	Medium Course	MIN. NO. OF ROUNDS:	16 Rounds
SCORING METHOD:	Comstock	MAX. POINTS:	80 Points
TARGETS:	7 IPSC targets, 1 Popper, 1 RP	TIME START / STOP:	Audible signal/ On last Shot
		PENALTIES:	IPSC Handgun Rule Book

START POSITION: Standing on A or B hands on mark. Gun unloaded in holster.

STAGE PROCEDURE: On start signal engage targets as seen within the confines of the fault line. The swinging target T5 is invisible upon start and stays visible when stopped.

NOTE: PP1 will activate swinging target T5.

